

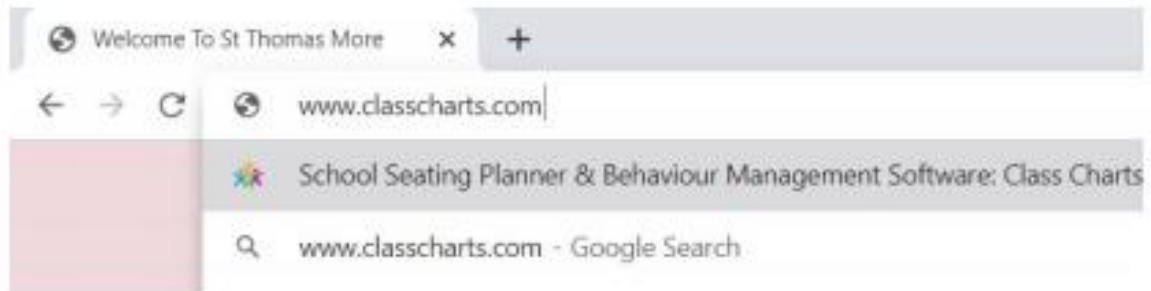


How to access Classcharts

- Open up your web browser. This maybe Google Chrome  or Internet Explorer. 
- Type in the address bar at the top the page: www.classcharts.com



- From the top right corner of the page select login. A drop down list will appear. From the list select Student.



- Enter your logon details.
- If this is the first time of accessing class charts you will need to enter a code – this will be given to you by your from tutor or IT teacher. You will also need you DOB. Enter the code and then click login.



- Once you have entered this you will be asked to change it. From here you can access your homework and submit it. You can also access you behaviour – positive and negative referrals from your teachers.
- Use this link to find out more about class charts and how to use it: <https://pages.classcharts.com/wp-content/uploads/>